

Need Project Report

February 2016



"I was hungry and you gave me something to eat"

[Matthew 25:35]

Serving Jesus in His most distressing disguise

"No one has
ever become
poor from
giving"
- Anne Frank

February 2016 Report

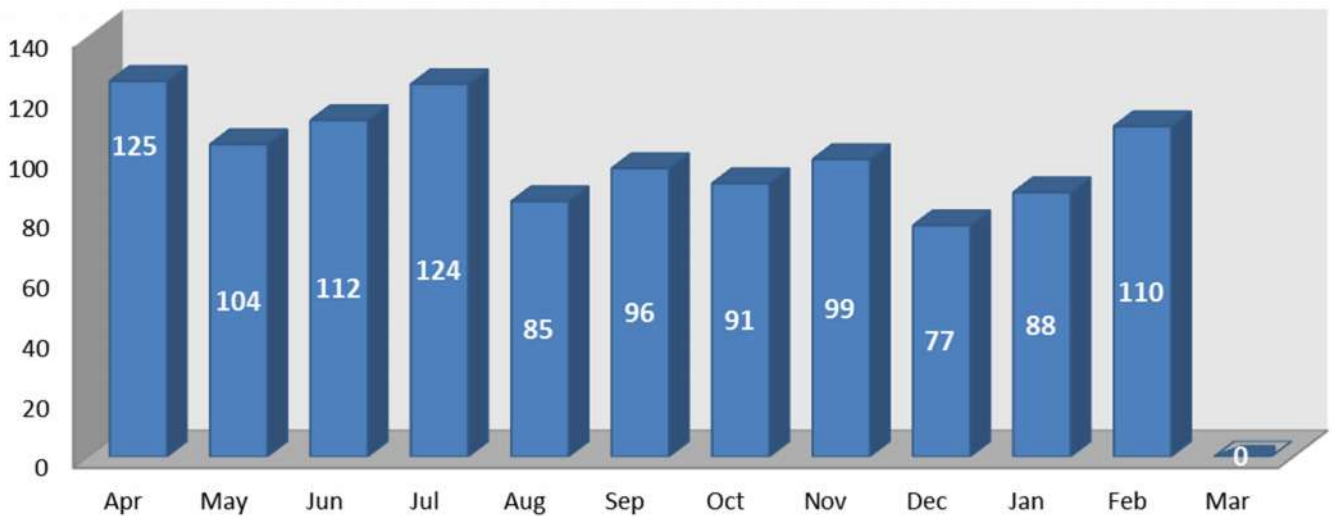
This Month Food Parcels

A total of 110 food parcels were delivered this month, a significant rise from the previous few months. There was a drop in referrals in August last year, which is anticipated during the holiday period but there was no real rise from September onwards. There is no known reason for the drop in referrals.

The number of referrals out of area has increased as we have been making up food parcels for Hertfordshire which are collected from our Stotfold hub.

Statistics

Food Parcels per Month 2015



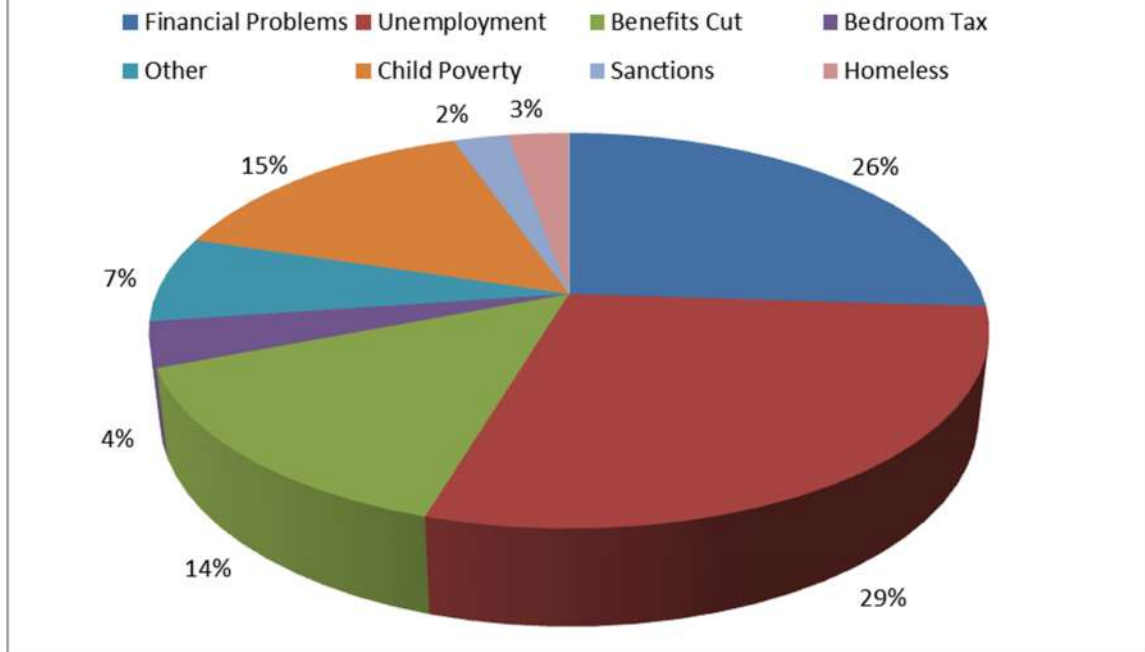
Cumulative Value of Food Delivered @ £40 per Parcel



Adults & Children Served

	Apr	May	Jun	Jul	Aug	Sep	Oct	Nov	Dec	Jan	Feb	Mar	TOTAL
Adults	182	152	171	165	110	140	137	136	118	144	157		1612
Children	163	146	193	193	128	122	140	126	122	151	189		1673

Agency Stated Reasons for Referral



The distribution of stated reasons remains the same. unemployment being the biggest cause of need.
A total this year of 415 due to unemployment.

Communities Served By Each Distribution Hub

	Apr	May	Jun	Jul	Aug	Sep	Oct	Nov	Dec	Jan	Feb	Mar	TOTALS
Stotfold	18	24	35	36	28	21	16	18	5	12	21	0	234
Arlesey	15	14	12	14	8	8	9	8	6	14	11	0	119
Bedford	1	0	0	0	0	0	0	2	1	1	0	0	5
Beeston	0	0	0	0	0	0	1	4	1	1	0	0	7
Fairfield Park	0	0	0	0	0	0	0	0	0	0	0	0	0
Hitchin	0	0	0	0	0	0	0	0	0	0	0	0	0
Ickleford	0	0	0	0	0	0	0	0	0	0	0	0	0
Kimpton	0	0	0	0	0	0	0	0	0	0	0	0	0
Royston	0	0	0	0	0	0	0	0	0	0	0	0	0
Sharnbrook	0	0	0	0	0	0	0	0	0	0	0	0	0
Southall	0	0	0	0	0	0	0	0	0	0	0	0	0
Tadlow	0	0	0	0	0	0	0	0	0	0	0	0	0
Kempston	0	0	0	0	0	0	0	0	0	0	0	0	0
STOTFOLD HUB	<i>Average per month for StotfoldHub</i>												33.18

	Apr	May	Jun	Jul	Aug	Sep	Oct	Nov	Dec	Jan	Feb	Mar	TOTALS
Sandy	11	10	11	20	9	15	18	20	8	8	16	0	146
Potton	3	3	2	4	3	1	2	0	0	3	2	0	23
Blunham	0	0	0	0	0	0	0	0	0	0	0	0	0
Everton	0	0	0	0	1	0	0	1	0	0	0	0	2
Gamlingay	0	0	0	0	0	0	0	2	0	0	0	0	2
Moggerhanger	1	1	1	0	0	0	2	0	1	1	3	0	10
Sutton	0	0	0	0	0	0	0	0	0	0	0	0	0
Tempsford	1	0	4	1	0	0	0	0	0	0	0	0	6
Wrestlingworth	1	0	0	0	0	0	0	0	0	0	0	0	1
SANDY HUB	<i>Average per month for Sandy Hub</i>												17.27

Out of Area	5	4	10	5	5	5	3	9	14	8	15	0	83
<i>Includes Dunstable, Stevenage, Baldock, Leighton Buzzard and others.</i>													

	Apr	May	Jun	Jul	Aug	Sep	Oct	Nov	Dec	Jan	Feb	Mar	TOTALS
Flitwick	8	7	8	6	3	6	9	2	5	6	3	0	63
Maulden	2	1	0	0	0	2	4	2	2	3	1	0	17
Wilstead	0	0	0	0	0	0	0	2	0	1	0	0	3
Barton	1	0	0	0	0	0	0	2	1	1	0	0	5
Houghton Conquest	0	1	1	0	1	0	0	0	1	0	1	0	5
Silsoe	1	0	0	0	0	0	0	0	1	0	0	0	2
Westoning	0	1	0	0	0	0	0	0	0	0	0	0	1
Clophill	0	1	0	1	0	1	0	2	0	1	1	0	7
Amphill	0	0	0	0	0	0	0	0	0	0	0	0	0
Harlington	1	0	1	1	0	0	0	0	0	1	0	0	4
Haynes	1	0	1	1	0	0	0	0	0	1	0	0	4
Pulloxhill	0	0	0	0	0	0	0	0	0	0	0	0	0
Ridgemont	0	0	0	0	0	0	0	0	0	0	0	0	0
Toddington	0	0	0	0	0	0	1	0	0	0	1	0	2
Woburn	0	0	0	0	0	0	0	0	0	0	0	0	0
FLITWICK HUB	<i>Average per month for Flitwick Hub</i>												10.27

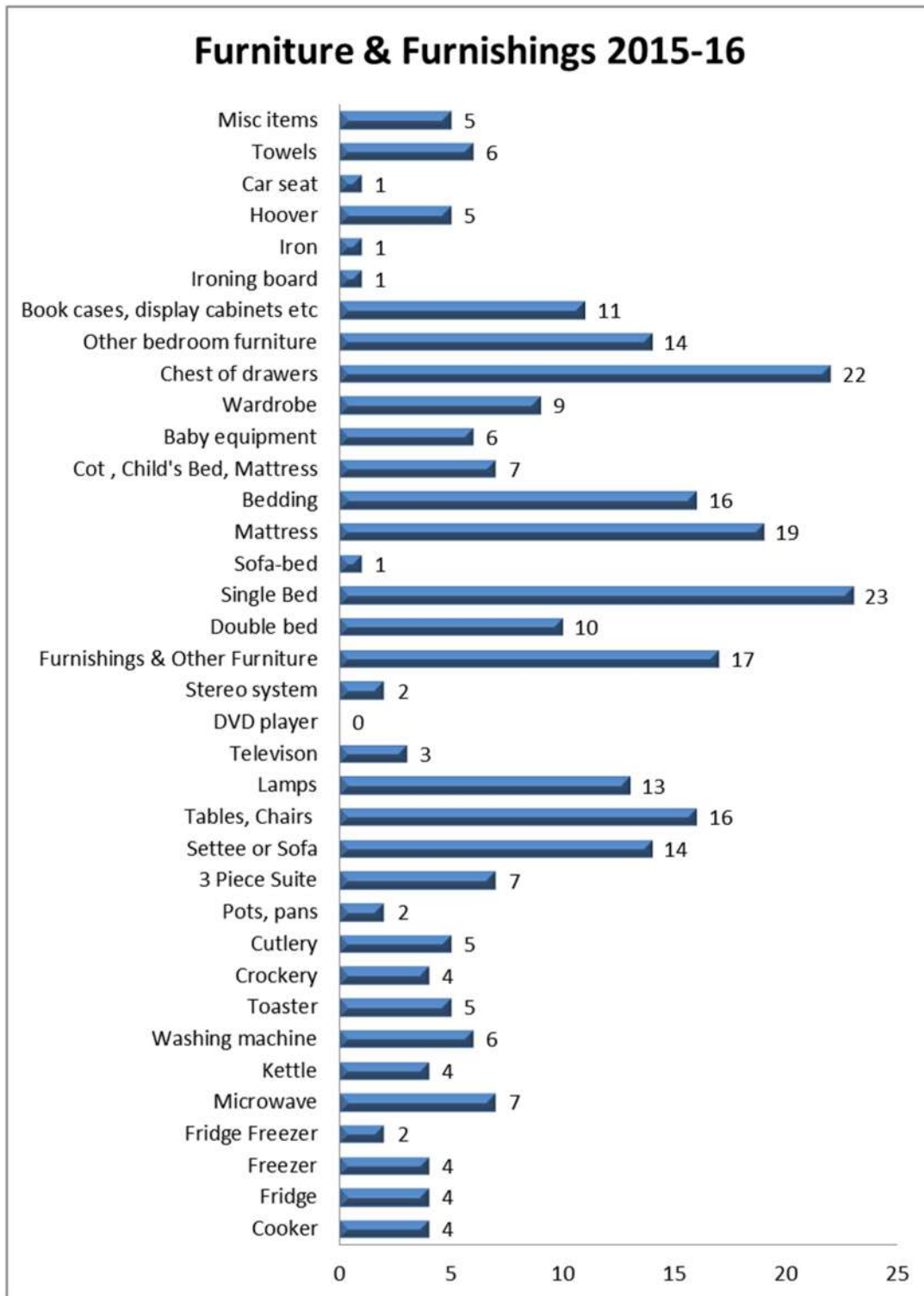
	Apr	May	Jun	Jul	Aug	Sep	Oct	Nov	Dec	Jan	Feb	Mar	TOTALS
Shefford	21	12	11	14	10	10	8	11	13	12	9	0	131
Langford	2	0	0	3	2	0	0	0	0	0	0	0	7
Campton	0	0	0	0	0	0	0	0	0	0	0	0	0
Chicksands	0	0	0	0	0	0	0	0	0	0	0	0	0
Clifton	0	1	0	1	0	1	0	2	0	1	1	0	7
Gravenhurst	0	0	0	0	0	0	0	0	0	0	0	0	0
Henlow	1	0	1	1	0	0	0	0	0	1	0	0	4
Lower Stondon	0	0	0	0	0	0	0	0	0	0	4	0	4
Meppershall	0	0	0	0	0	1	0	1	0	0	0	0	2
Shillington	0	0	0	0	0	0	0	2	0	1	0	0	3
SHEFFORD HUB	<i>Average per month for Sandy Hub</i>												14.36

	Apr	May	Jun	Jul	Aug	Sep	Oct	Nov	Dec	Jan	Feb	Mar	TOTALS
Marston Moretaine	1	3	2	3	1	3	2	4	2	0	2	0	23
Lidlington	7	0	1	0	0	4	1	0	1	1	0	0	15
Cranfield	0	0	1	0	2	2	0	2	2	3	2	0	14
Stewartby	0	0	0	0	0	0	0	0	0	0	0	0	0
Wootton	0	0	0	1	1	0	1	0	0	0	0	0	3
MARSTON HUB	<i>Average per month for Marston Hub</i>												5.00

We now have a new hub at Biggleswade. Some of the areas previously covered by Sandy have been reassigned to Biggleswade.

	Apr	May	Jun	Jul	Aug	Sep	Oct	Nov	Dec	Jan	Feb	Mar	TOTALS
Biggleswade	15	15	10	13	9	15	12	7	9	9	13	0	127
Dunton	0	1	1	0	1	0	0	1	0	0	1	0	5
Upper Caldecote	0	0	0	0	0	0	1	0	0	0	1	0	2
Northill	0	0	0	1	0	0	0	0	0	0	0	0	1
Biggleswade Hub	<i>Average per month for Biggleswade Hub</i>												12.27

Furniture



February furniture included three chests of drawers, a double bed, two sets of bunk beds, mattresses, bedding and two hoovers. A conservative estimate of second-hand values was just under £1,000.

Purpose

This report has been compiled to provide our supporters and referral agencies an overview of the extent and growth rate of the project, and demonstrate the public benefits of this project

The information provided maintains our clients confidentially, but does reveal the shocking statistics on the levels of food poverty we with your support are seeking to address across our region.

Who we are

The Need Project Central Bedfordshire exists to provide a Christian response for people in our communities who are facing various situations of need.

The project is overseen as a Charitable Incorporated Organisation and run by members of five “hubs”; Kings Baptist Church Stotfold, Flitwick Baptist Church, Sandy Baptist Church, Shefford Baptist Church and Vale Community Church (Baptist) in Marston Moretaine.

We respond to situations of need via confidential referrals processes from multiple agencies and care workers across central Bedfordshire.

All our delivery teams are DBS checked, approved by the leadership teams of the partner churches and have signed confidentiality agreements.

Our objectives

To relieve persons in Central Bedfordshire and the surrounding area that are in poverty or financial hardship in such ways as the Trustees from time to time think fit, in particular, but not exclusively by:

1. Providing food parcels to support individuals and families who are experiencing food deprivation.
2. Providing other items to meet immediate and essential needs, as resources allow.
3. Developing other forms of support to meet immediate need and alleviate financial hardship.

Our values

We are a Christian organisation motivated by Jesus’ teaching on poverty and injustice. We operate according to Christian principles of compassion, honesty, integrity, openness, kindness and care of all people, regardless of backgrounds or beliefs (or none). We are passionate about inclusion and being non-judgemental is central to what we do. We believe that everyone has the right to have food on their plate, dignity, skills, a chance to work and hope for the future.

How we operate

The Need Project has a system of networks that have been developed as the project has grown. We rely on the network of donors who generously support the project with food and funds, and the network of care workers and agencies that connect us with hungry people who we take food too.

Please pass this report on to anyone who would be interested in the work of the Need Project.

You can contact The Need Project on:

Gordon Hamilton, Mob: 07952 765 302

e-mail: admin@theneedproject.co.uk

Website: [www. http://theneedproject.co.uk/](http://theneedproject.co.uk/)