


# Need Project Report

July 2016



***"I was hungry and you gave me something to eat"***

***[Matthew 25:35]***

***Serving Jesus in His most distressing disguise***

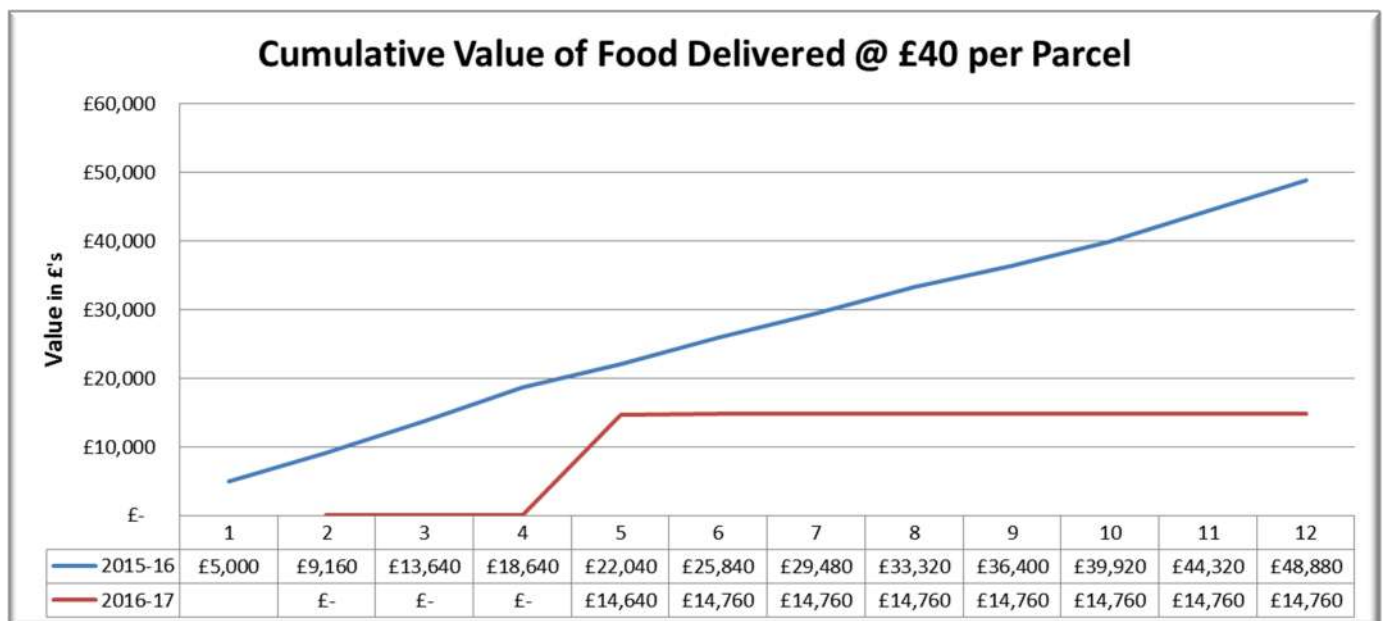
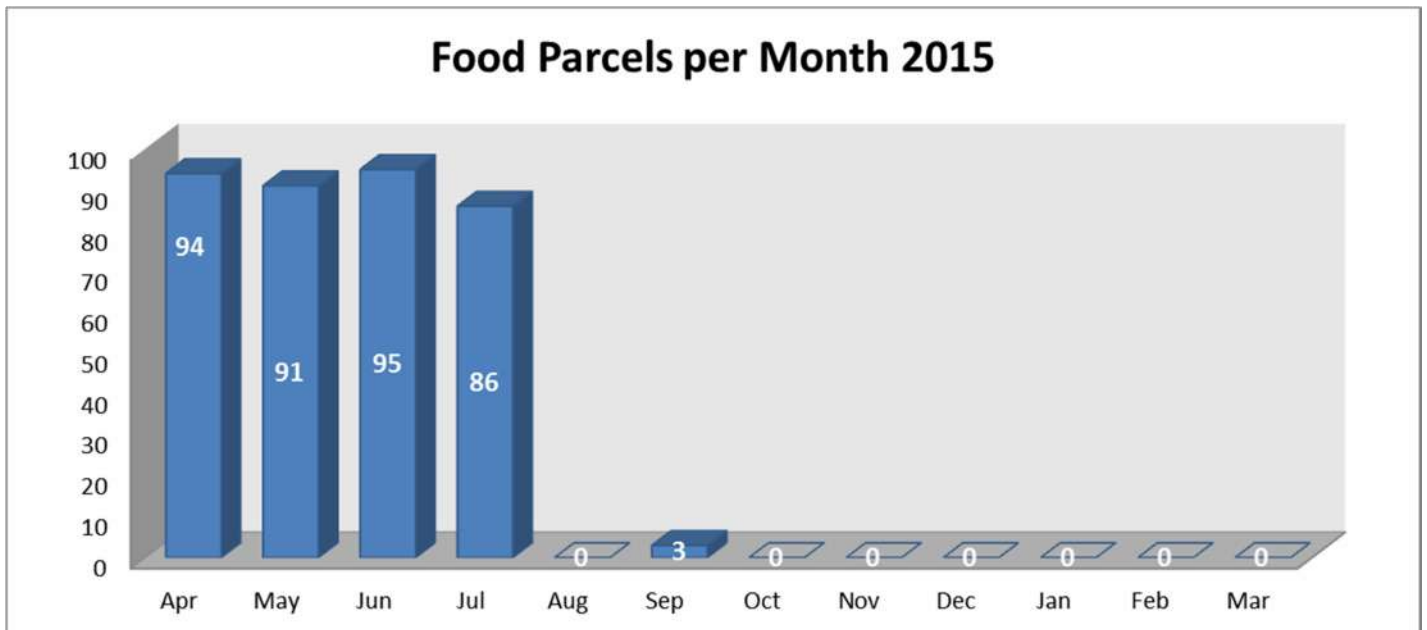


***July 2016 Report***

## Are People in Need Being Missed?

With the school holidays now part way through, and children not getting school dinners, an increase in referrals might be expected. In reality we get a drop in referrals during the school summer holiday period. *Could this be due to leave being taken by organisations and agencies that make referrals? Please print and share this report among colleagues so that the service provided by us is promoted.*

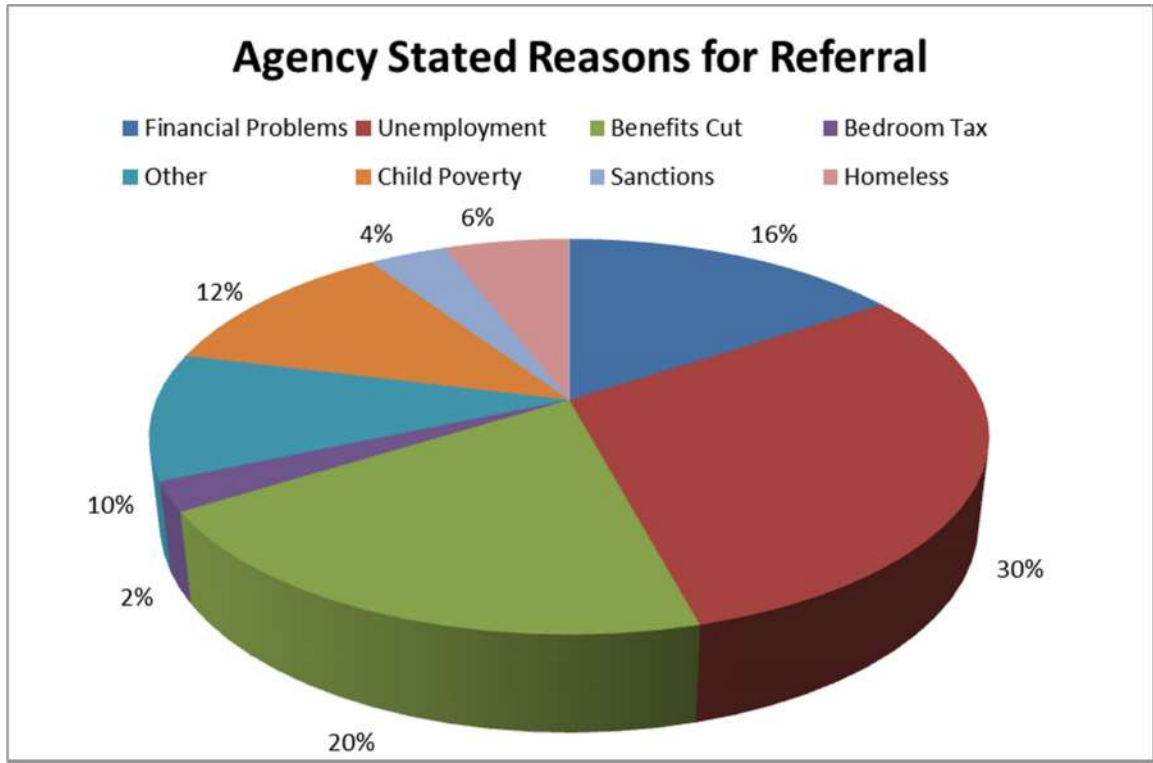
### Statistics



### Adults & Children Served

	Apr	May	Jun	Jul
Adults	135	124	147	118
Children	134	149	144	109
Age 0-4	56	72	74	46
Age 5-10	42	47	41	37
Age 11-17	36	30	29	26

## Agency Stated Reasons for Referral



Half of referrals are due to unemployment or cuts/stoppage of benefits.

## Communities Served By Each Distribution Hub

	Apr	May	Jun	Jul	Aug	Sep	Oct	Nov	Dec	Jan	Feb	Mar	TOTALS
Stotfold	16	12	16	11	0	0	0	0	0	0	0	0	55
Arlesey	10	12	10	7	0	0	0	0	0	0	0	0	39
Bedford	0	0	1	0	0	2	0	0	0	0	0	0	3
Beeston	0	0	0	0	0	0	0	0	0	0	0	0	0
Fairfield Park	0	0	0	0	0	0	0	0	0	0	0	0	0
Hitchin	3	0	0	0	0	0	0	0	0	0	0	0	3
Ickleford	0	0	0	0	0	0	0	0	0	0	0	0	0
Kimpton	0	0	0	0	0	0	0	0	0	0	0	0	0
Royston	0	0	0	0	0	0	0	0	0	0	0	0	0
Sharnbrook	0	0	0	0	0	0	0	0	0	0	0	0	0
Tadlow	0	0	0	0	0	0	0	0	0	0	0	0	0
Letchworth	0	1	0	0	0	0	0	0	0	0	0	0	1
Kempston	0	0	0	0	0	0	0	0	0	0	0	0	0
<b>STOTFOLD HUB</b>	<i>Average per month for StotfoldHub</i>												<b>25.25</b>

	Apr	May	Jun	Jul	Aug	Sep	Oct	Nov	Dec	Jan	Feb	Mar	TOTALS
Sandy	15	12	11	11	0	0	0	0	0	0	0	0	49
Biggleswade	11	12	9	8	0	0	0	0	0	0	0	0	40
Potton	4	3	3	3	0	0	0	0	0	0	0	0	13
Northhill	0	0	0	0	0	0	0	0	0	0	0	0	0
Blunham	0	1	0	0	0	0	0	0	0	0	0	0	1
Dunton	0	0	0	0	0	0	0	0	0	0	0	0	0
Everton	0	0	0	0	0	0	0	0	0	0	0	0	0
Gamlingay	0	0	0	0	0	0	0	0	0	0	0	0	0
Moggerhanger	0	1	3	1	0	0	0	0	0	0	0	0	5
Sutton	0	0	0	0	0	0	0	0	0	0	0	0	0
Tempsford	0	0	0	0	0	0	0	0	0	0	0	0	0
Upper Caldecote	2	0	0	0	0	0	0	0	0	0	0	0	2
Wrestlingworth	0	0	0	0	0	0	0	0	0	0	0	0	0
<b>SANDY HUB</b>	<i>Average per month for Sandy Hub</i>												<b>27.50</b>

Sandy and Stotfold hubs remain the areas of most need according to referrals.

	Apr	May	Jun	Jul	Aug	Sep	Oct	Nov	Dec	Jan	Feb	Mar	TOTALS
Flitwick	4	7	8	3	0	0	0	0	0	0	0	0	22
Maulden	1	1	4	1	0	0	0	0	0	0	0	0	7
Wilstead	0	0	1	0	0	0	0	0	0	0	0	0	1
Barton	0	0	1	0	0	2	0	0	0	0	0	0	3
Houghton Conquest	1	0	0	0	0	0	0	0	0	0	0	0	1
Silsoe	0	0	0	0	0	0	0	0	0	0	0	0	0
Westoning	0	0	0	0	0	0	0	0	0	0	0	0	0
Clophill	1	0	1	4	0	0	0	0	0	0	0	0	6
Amphill	0	0	0	0	0	0	0	0	0	0	0	0	0
Harlington	0	2	2	1	0	0	0	0	0	0	0	0	5
Haynes	0	2	2	1	0	0	0	0	0	0	0	0	5
Pulloxhill	0	0	0	0	0	0	0	0	0	0	0	0	0
Ridgemont	0	0	0	0	0	0	0	0	0	0	0	0	0
Toddington	2	0	0	0	0	0	0	0	0	0	0	0	2
Woburn	0	0	0	1	0	0	0	0	0	0	0	0	1
<b>FLITWICK HUB</b>	<i>Average per month for Flitwick Hub</i>												<b>13.25</b>
	Apr	May	Jun	Jul	Aug	Sep	Oct	Nov	Dec	Jan	Feb	Mar	TOTALS
Shefford	6	6	4	5	0	0	0	0	0	0	0	0	21
Langford	0	1	0	0	0	0	0	0	0	0	0	0	1
Campton	0	0	0	0	0	0	0	0	0	0	0	0	0
Chicksands	0	0	0	0	0	0	0	0	0	0	0	0	0
Clifton	1	0	1	4	0	0	0	0	0	0	0	0	6
Gravenhurst	0	0	0	0	0	0	0	0	0	0	0	0	0
Henlow	0	2	2	1	0	0	0	0	0	0	0	0	5
Lower Stondon	1	0	0	1	0	0	0	0	0	0	0	0	2
Meppershall	0	0	0	2	0	0	0	0	0	0	0	0	2
Southill	0	0	0	0	0	0	0	0	0	0	0	0	0
Shillington	0	0	1	0	0	0	0	0	0	0	0	0	1
<b>SHEFFORD HUB</b>	<i>Average per month for Shefford Hub</i>												<b>9.50</b>
	Apr	May	Jun	Jul	Aug	Sep	Oct	Nov	Dec	Jan	Feb	Mar	TOTALS
Marston Moretaine	3	3	2	1	0	0	0	0	0	0	0	0	9
Lidlington	0	0	0	0	0	0	0	0	0	0	0	0	0
Cranfield	3	3	1	0	0	0	0	0	0	0	0	0	7
Stewartby	0	0	0	0	0	0	0	0	0	0	0	0	0
Wootton	0	0	0	0	0	0	0	0	0	0	0	0	0
<b>MARSTON HUB</b>	<i>Average per month for Marston Hub</i>												<b>4.00</b>
	Apr	May	Jun	Jul	Aug	Sep	Oct	Nov	Dec	Jan	Feb	Mar	TOTALS
Biggleswade	11	12	9	8	0	0	0	0	0	0	0	0	40
Dunton	0	0	0	0	0	0	0	0	0	0	0	0	0
Upper Caldecote	2	0	0	0	0	0	0	0	0	0	0	0	2
Northill	6	6	4	5	0	0	0	0	0	0	0	0	21
<b>Biggleswade Hub</b>	<i>Average per month for Biggleswade Hub</i>												<b>15.75</b>

Typically, referrals have dropped in July and (so far) are lower in August too. This is a strange pattern as the needs ought to increase when children are at home and not getting school meals.

	Apr	May	Jun	Jul	Aug	Sep	Oct	Nov	Dec	Jan	Feb	Mar	TOTALS
<b>Out of Area</b>	9	11	18	23	0	0	0	0	0	0	0	0	61

*Includes Dunstable, Stevenage, Baldock, Leighton Buzzard and others.*

The number of referral "out of area" has increased with Hertfordshire referrals plus establishing a link with the Mayday Trust in Leighton Buzzard.

## **Furniture**

	April	May	June	July
<b>KITCHEN</b>				
Cooker	1			1
Fridge			1	3
Freezer		1		
Fridge Freezer		5	1	
Microwave	1	1		
Kettle				
Washing machine	1	1		1
Toaster				
Crockery, cutlery, pots & pans				2
<b>LIVING ROOM</b>				
3 Piece Suite				4
Settee or Sofa	3	3	1	1
Tables, Chairs		1	1	5
Furnishings & Other Furniture	4	4		5
Book cases, display cabinets etc				3
<b>ELECTRICAL</b>				
Television	1	1	1	3
DVD player				1
Stereo system				
<b>BEDROOM</b>				
Double bed				4
Single Bed	2	2		7
Sofa-bed				
Mattress	1	2		
Bedding	1	1		
Cot , Child's Bed, Mattress		3		1
Wardrobe			1	2
Chest of drawers		2	2	3
Other bedroom furniture				5
<b>MISC.</b>				
Ironing board				
Iron		1		
Hoover		1		
Baby equipment	1	3	1	2
Carpet			3	
Other			9	
<b>TOTAL ITEMS</b>	<b>16</b>	<b>32</b>	<b>21</b>	<b>53</b>
	£	£	£	£
<b>Estimated Value</b>	820.00	1,670.00	800.00	2,800.00

This month 53 items of furniture, furnishings bedding and white goods have been given to needy families and included 200 nappies. A conservative estimate of the total second hand value is £2,800.

## **Purpose**

This report has been compiled to provide our supporters and referral agencies an overview of the extent and growth rate of the project, and demonstrate the public benefits of this project

The information provided maintains our clients confidentially, but does reveal the shocking statistics on the levels of food poverty we with your support are seeking to address across our region.

## **Who we are**

The Need Project Central Bedfordshire exists to provide a Christian response for people in our communities who are facing various situations of need.

The project is overseen as a Charitable Incorporated Organisation and run by members of five “hubs”; Kings Baptist Church Stotfold, Flitwick Baptist Church, Sandy Baptist Church, Shefford Baptist Church and Vale Community Church (Baptist) in Marston Moretaine.

We respond to situations of need via confidential referrals processes from multiple agencies and care workers across central Bedfordshire.

All our delivery teams are DBS checked, approved by the leadership teams of the partner churches and have signed confidentiality agreements.

## **Our objectives**

To relieve persons in Central Bedfordshire and the surrounding area that are in poverty or financial hardship in such ways as the Trustees from time to time think fit, in particular, but not exclusively by:

1. Providing food parcels to support individuals and families who are experiencing food deprivation.
2. Providing other items to meet immediate and essential needs, as resources allow.
3. Developing other forms of support to meet immediate need and alleviate financial hardship.

## **Our values**

We are a Christian organisation motivated by Jesus’ teaching on poverty and injustice. We operate according to Christian principles of compassion, honesty, integrity, openness, kindness and care of all people, regardless of backgrounds or beliefs (or none). We are passionate about inclusion and being non-judgemental is central to what we do. We believe that everyone has the right to have food on their plate, dignity, skills, a chance to work and hope for the future.

## **How we operate**

The Need Project has a system of networks that have been developed as the project has grown. We rely on the network of donors who generously support the project with food and funds, and the network of care workers and agencies that connect us with hungry people who we take food too.

Please pass this report on to anyone who would be interested in the work of the Need Project.

You can contact The Need Project on:

Gordon Hamilton, Mob: 07952 765 302

e-mail: [admin@theneedproject.co.uk](mailto:admin@theneedproject.co.uk)

Website: [www. http://theneedproject.co.uk/](http://theneedproject.co.uk/)