



"I was hungry, and you gave me something to eat" [Matthew 25:35]

Need Project Report February 2025

737 parcels provided in 20 working days.

314 top-up-bags collected from our Pop-up sites.

£51,045

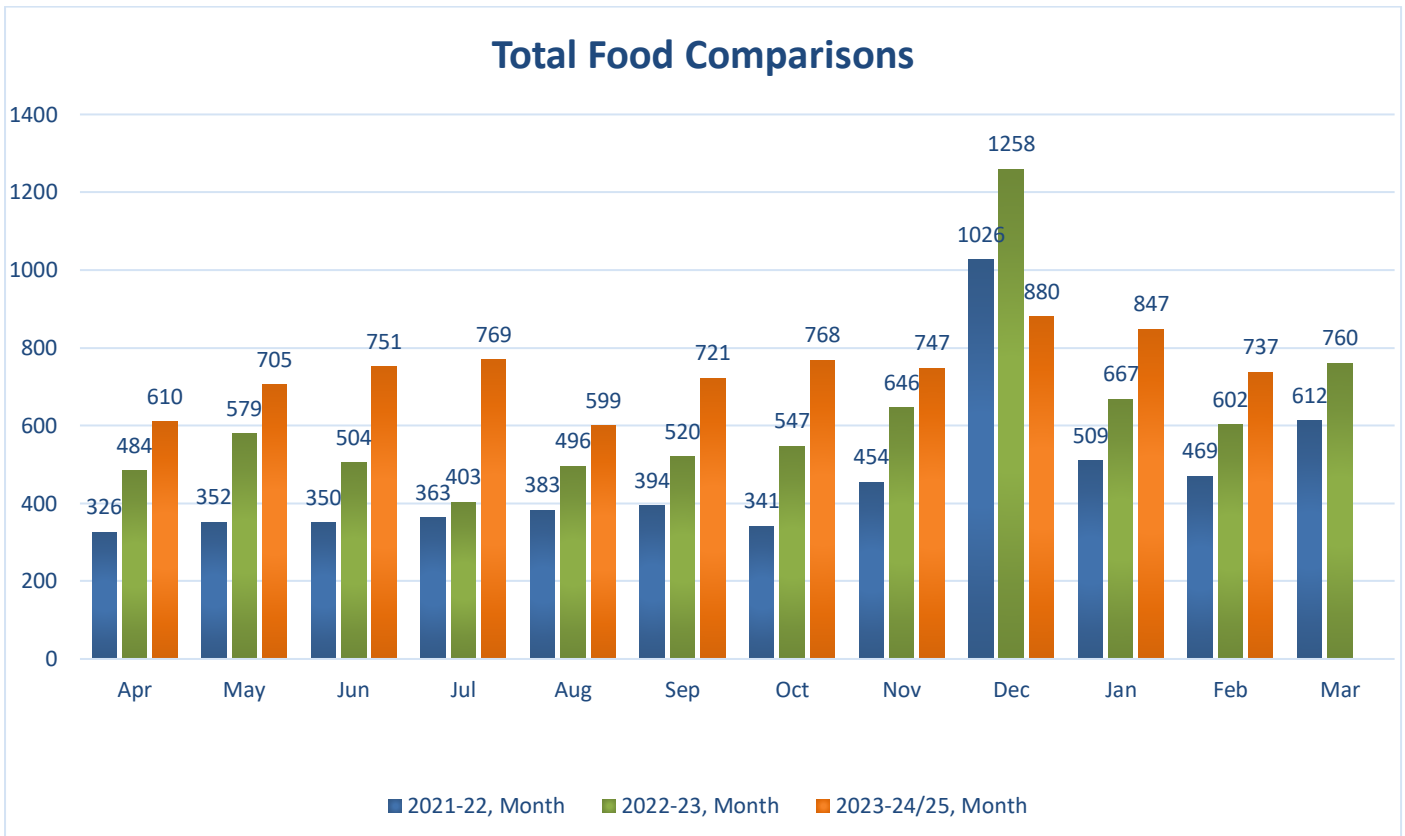
is the estimated value of the food for the month of February 2025.

£6,602.50

Is the average monthly cost to run the charity (Rent, Insurance, Fuel, Van, Staff related expenses)

In February 2024 we delivered 737 food parcels. This is an increase of nearly 23% in food parcels delivered this month vs the same month last year.

This month with your help. We have managed to make a difference to 1593 adults, 278 pensioners and 1,196 children. This includes our best before food that we give away..



Change in number of parcels 2021- 2025

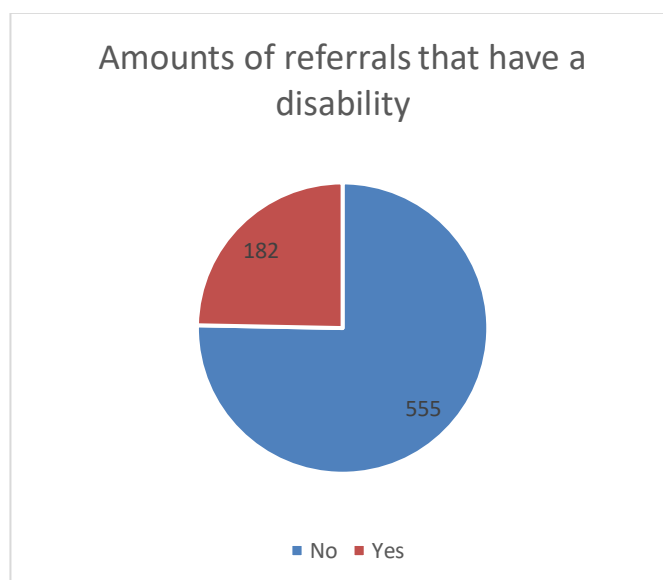
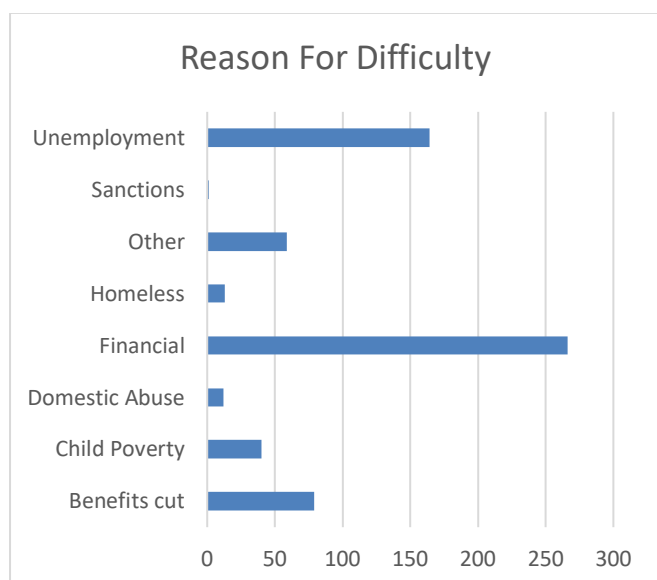
| Percentage change 2021 - 2025 | | | | | | | | | | | | |
|-------------------------------|--------|---------|---------|---------|--------|--------|---------|--------|--------|--------|--------|-----|
| | Apr | May | Jun | Jul | Aug | Sep | Oct | Nov | Dec | Jan | Feb | Mar |
| 2021-22, Month | 326 | 352 | 350 | 363 | 383 | 394 | 341 | 454 | 1026 | 509 | 469 | 612 |
| 2022-23, Month | 484 | 579 | 504 | 403 | 496 | 520 | 547 | 646 | 1258 | 667 | 602 | 760 |
| 2023-24, Month | 610 | 705 | 751 | 769 | 599 | 721 | 768 | 747 | 880 | 847 | 737 | |
| % increase 2023 -24 | 26.03% | 21.76% | 49.01% | 90.82% | 20.77% | 38.65% | 40.40% | 15.63% | 30.05% | 26.99% | 22.43% | |
| % increase 2022 -24 | 87.12% | 100.28% | 114.57% | 111.85% | 56.40% | 82.99% | 125.22% | 64.54% | 14.23% | 66.40% | 57.14% | |

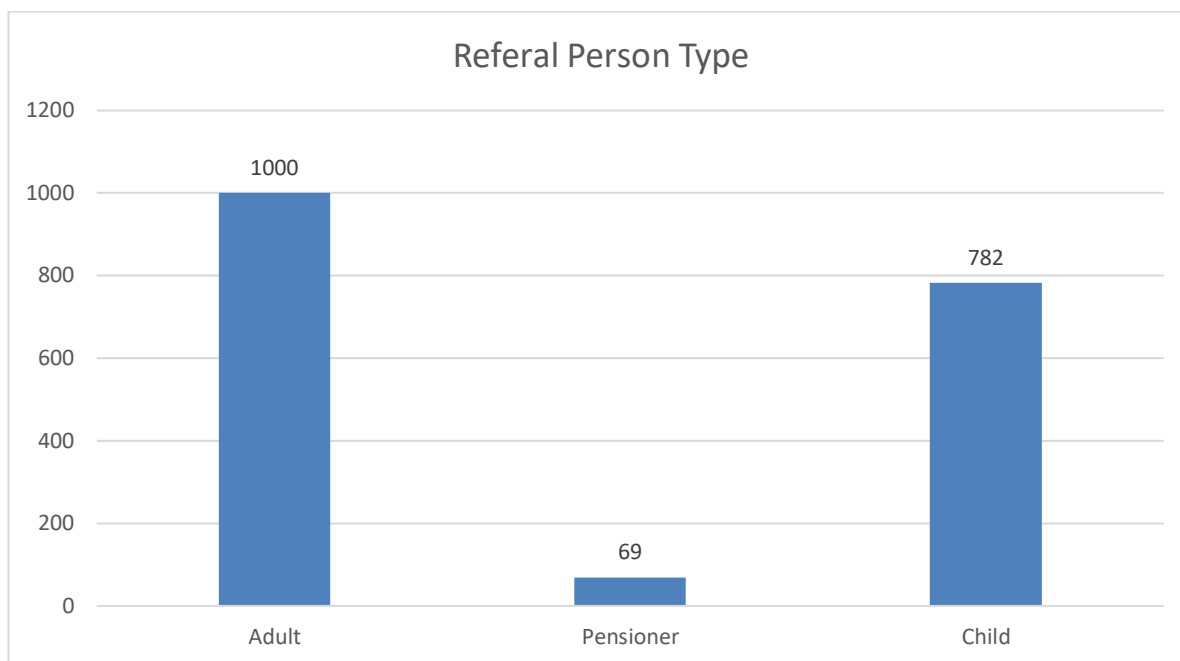
| People | Apr | May | Jun | Jul | Aug | Sep | Oct | Nov | Dec | Jan | Feb | TOTAL |
|-----------------|-----|------|------|------|------|------|------|------|------|------|------|-------|
| Adults | 945 | 1112 | 1189 | 1242 | 1559 | 1942 | 2098 | 1995 | 2067 | 1384 | 1871 | 17404 |
| Children | 733 | 875 | 1013 | 1060 | 1141 | 1467 | 1530 | 1362 | 1641 | 1018 | 1196 | 13036 |

Total value to date at £65 per parcel (Apr 24 - Jan 25) **£583,660.00**

Total value to date at £65 per parcel (Apr 24 - Jan 25) **£51,045.00**

The reasons people are being referred for food parcels & how many have a disability



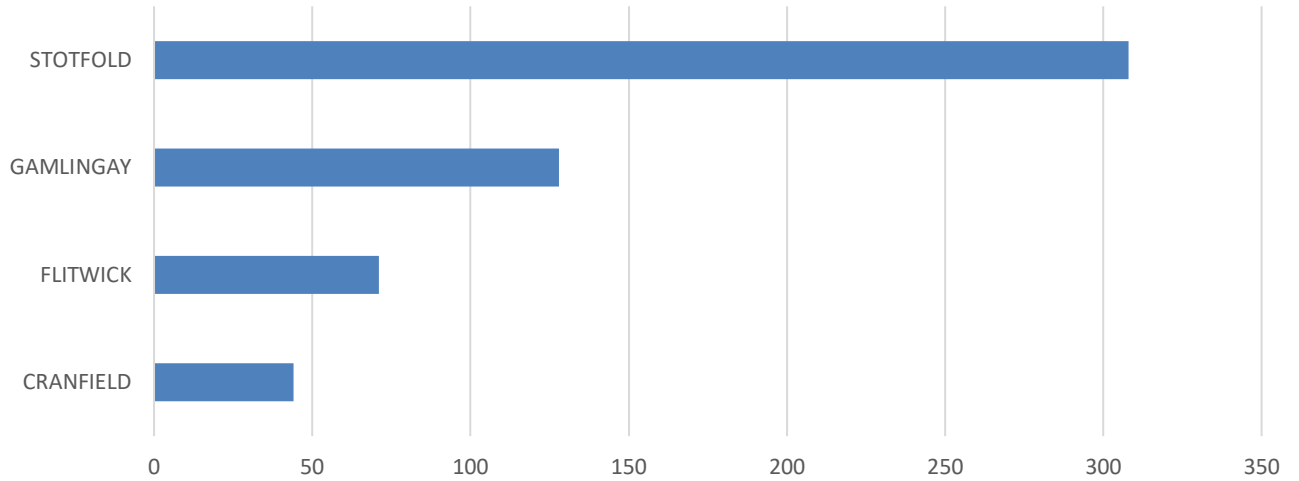


Distribution of parcels per postcode

| Villages within postcode areas | Number of parcels referred to these postcodes |
|--|---|
| MK17: Salford, Aspley Guise, Hulcote, Woburn Sands, Woburn, Eversholt, Milton Bryan, Tingrith, Potsgrove | 3 |
| MK43: Cranfield, Marston Moretaine, Upper/Lower Shelton, Lidlington, Ridgmont, Husbourne Crawley, Brogborough | 48 |
| MK45: Ampthill, Barton-Le-Clay, Clophill, Flitton, Flitwick, Gravenhurst, Greenfield, Haynes, Houghton Conquest, Maulden, Millbrook, Pulloxhill, Sharpenhoe, Silsoe, Steppingley, Gravenhurst, Westoning | 71 |
| MK42: Wixams | 3 |
| CB23: Cambourne | 6 |
| SG19: Beeston, Everton, Gamlingay, Gransden, Hatch, Pottton, Sandy, Sutton, Tempsford, Wrestlingworth | 200 |
| SG17: Campton, Chicksands, Clifton, Meppershall, Shefford | 56 |
| MK44: Blunham, Moggerhanger | 18 |
| SG4: Kimpton | 7 |
| SG5: Fairfield, Fairfield Park, Hexton, Hiogham Gobion, Holwell, Letchworth, Pirton, Shillington, Stotfold, | 49 |
| SG6: Arlesey, Letchworth | 9 |
| SG7: Baldock, Hinxworth | 3 |
| SG8: Guilden Morden, Royston, Tadlow | 2 |
| SG16: Arlesey, Henlow, Letchworth, Lower Stondon, | 72 |
| SG18: Biggleswade, Edworth, Ickwell, Langford, Lower Caldecote, Northill, Old Warden, Southill, Stanford, Upper Caldecote | 82 |
| LU5: Harlington, Toddington | 4 |

Delivery Hub

Cranfield - Covering Cranfield, Marston Mortaine and surrounding areas
Stotfold - Covering Stotfold, Arlesey, Shefford, Sandy and surrounding areas
Gamlingay - Covering Potton, Gamlingay and surrounding areas
Flitwick - Covering Flitwick, Ampth



**PLEASE NOTE OUR REFERRAL BUSINESS HOURS BELOW.
THE REFERRAL SYSTEM WILL NOT BE AVAILABLE OUTSIDE OF THESE HOURS.**

| | |
|-----------|------------------|
| Monday | 7.00am – 6.00pm |
| Tuesday | 7.00am – 6.00pm |
| Wednesday | 7.00am – 6.00pm |
| Thursday | 7.00am – 6.00pm |
| Friday | 7.00am – 12.00pm |
| Saturday | Closed |
| Sunday | Closed |

THE NEED PROJECT
CHRISTIANS FIGHTING FOOD POVERTY
££££££ We your help ££££££

None of this could happen without funds, so we are actively seeking funds through grants and donations.

Would you consider donating something on a regular basis?

Visit <https://theneedproject.org/donate/> for further information.

We would like to say a big **'Thank You'** to those who make donations regularly.



Around £750 per month is being spent on fuel alone, collecting food and delivering food parcels in the villages around rural Central Bedfordshire. That is equal to £9000.00 a year!



Our objectives

To tackle food poverty throughout Central Bedfordshire and surrounding areas, by providing food parcels to support individuals and families, via our referral system.

Our values

We are a Christian organisation motivated by Jesus' teaching on poverty and injustice. We are passionate about inclusion and being non-judgemental is central to what we do. We believe that everyone has the right to have food on their plate, dignity, skills, a chance to work and hope for the future.

Please pass this report on to anyone who would be interested in the work of the Need Project.
The Need Project Leader - Gordon Hamilton Tel: 07496 833 940

e-mail: gordon@theneedproject.org Website: www.theneedproject.org e-mail: admin@theneedproject.org