



*"I was hungry, and you gave me something to eat" [Matthew 25:35]*

## Need Project Report June 2025

**654 parcels provided in 21 working days.**

**499 top-up-bags collected from our Pop-up sites.**

**£47,500**

*is the estimated value of the food for the month of June 2025.*

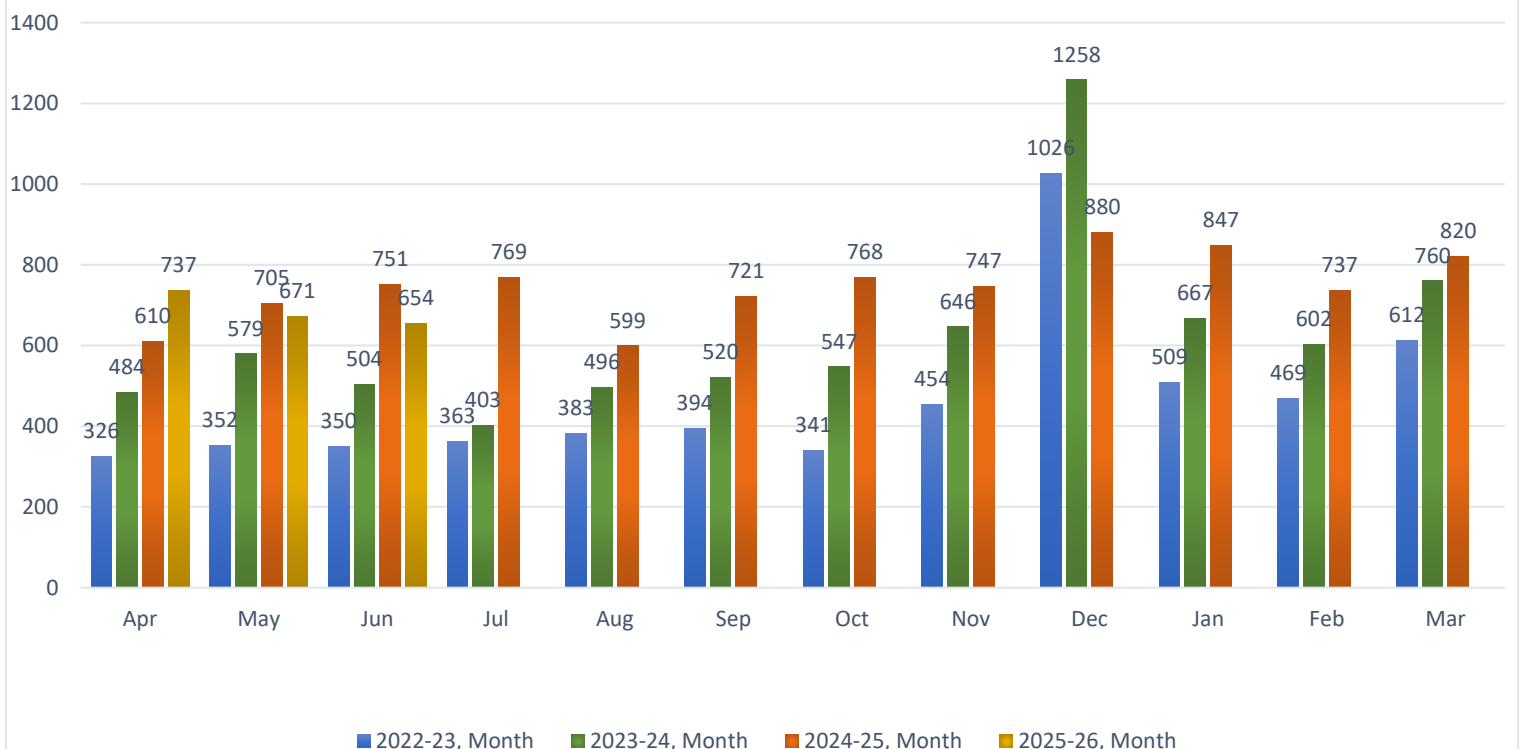
**£6,602.50**

*Is the average monthly cost to run the charity (Rent, Insurance, Fuel, Van, Staff related expenses)*

*In June 2025 we delivered 654 food parcels. A review of our procedures has resulted in increased efficiencies which reflects in the top up bags rising and the parcels levelling out.*

*This month with your help. We have managed to make a difference to 1690 adults, 306 pensioners and 1464 children. This includes our best before food that we give away..*

### Total Food Comparisons

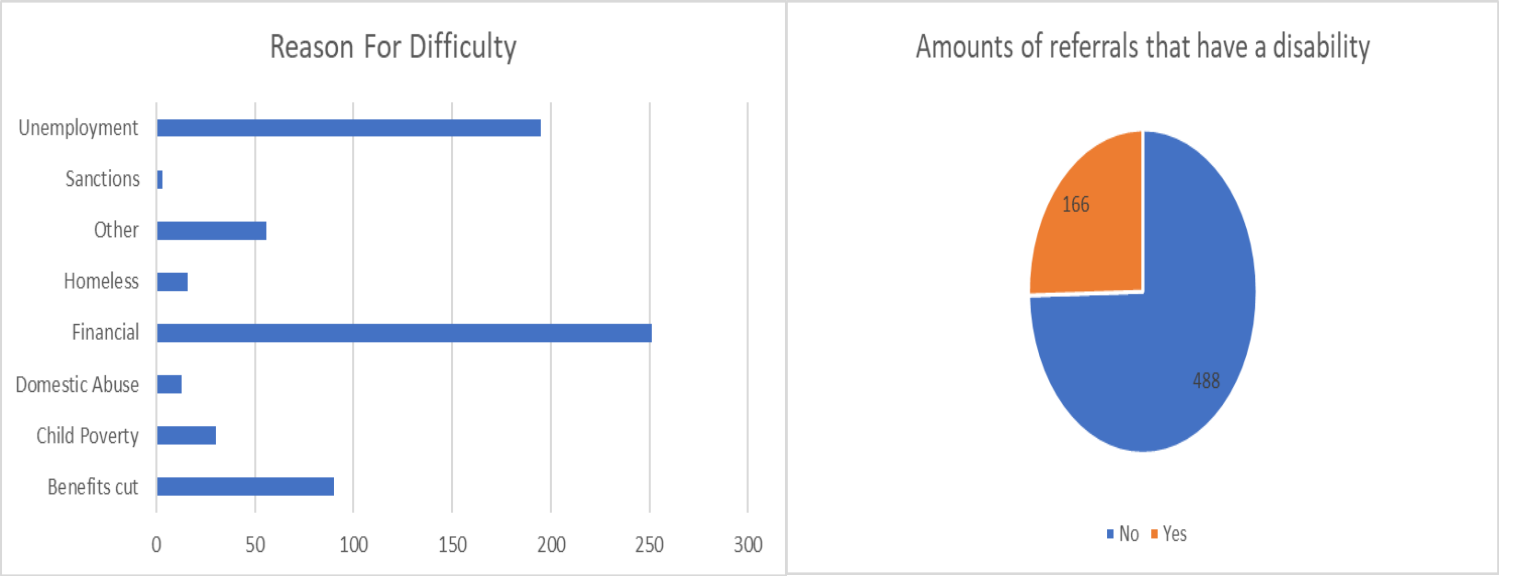


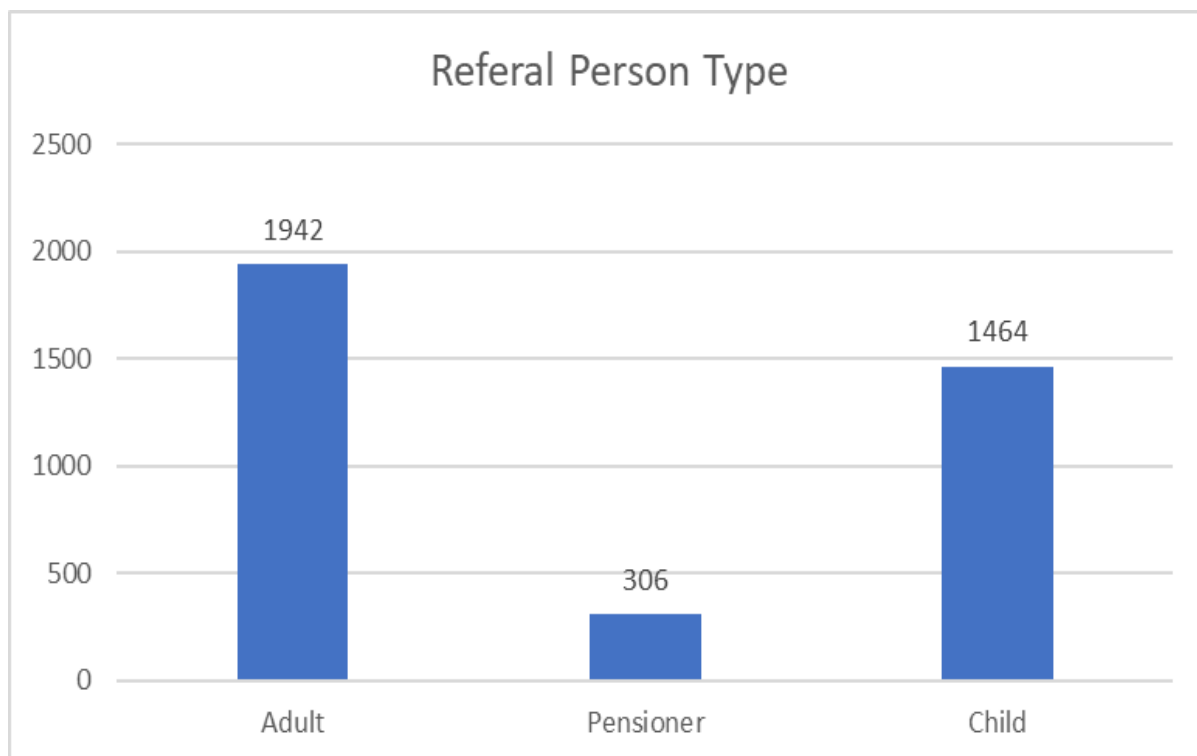
| Percentage change 2021 - 2025 |        |        |         |        |        |        |        |        |         |        |        |        |
|-------------------------------|--------|--------|---------|--------|--------|--------|--------|--------|---------|--------|--------|--------|
|                               | Apr    | May    | Jun     | Jul    | Aug    | Sep    | Oct    | Nov    | Dec     | Jan    | Feb    | Mar    |
| 2022-23, Month                | 326    | 352    | 350     | 363    | 383    | 394    | 341    | 454    | 1026    | 509    | 469    | 612    |
| 2023-24, Month                | 484    | 579    | 504     | 403    | 496    | 520    | 547    | 646    | 1258    | 667    | 602    | 760    |
| 2024-25, Month                | 610    | 705    | 751     | 769    | 599    | 721    | 768    | 747    | 880     | 847    | 737    | 820    |
| 2025-26, Month                | 737    | 671    | 654     |        |        |        |        |        |         |        |        |        |
| % increase 2022 - 23          | 48.47% | 64.49% | 44.00%  | 11.02% | 29.50% | 31.98% | 60.41% | 42.29% | 22.61%  | 31.04% | 28.36% | 24.18% |
| % increase 2023 -24/25        | 26.03% | 21.76% | 49.01%  | 90.82% | 20.77% | 38.65% | 40.40% | 15.63% | -30.05% | 26.99% | 22.43% | 7.89%  |
| % increase 2025               | 20.82% | -4.82% | -12.92% |        |        |        |        |        |         |        |        |        |

| People   | Apr-25 | May-25 | Jun-25 | Jul-24 | Aug-24 | Sep-24 | Oct-24 | Nov-24 | Dec-24 | Jan-25 | Feb-25 | Mar-25 | TOTAL |
|----------|--------|--------|--------|--------|--------|--------|--------|--------|--------|--------|--------|--------|-------|
| Adults   | 945    | 1112   | 1942   | 1242   | 1559   | 1942   | 2098   | 1995   | 2067   | 1384   | 1871   | 2010   | 19222 |
| Children | 733    | 875    | 1464   | 1060   | 1141   | 1467   | 1530   | 1362   | 1641   | 1018   | 1196   | 1550   | 14304 |

|  |              |  |   |             |
|--|--------------|--|---|-------------|
| Total value to date at £65 per parcel<br>(Apr 24 - May 25) | £ 650,320.00 |  | Total value to date at £65<br>per parcel (May 25) | £ 47,500.00 |
|--|--------------|--|---|-------------|

## The reasons people are being referred for food parcels & how many have a disability





### Distribution of parcels per postcode

| Villages within postcode areas   | Number of parcels referred to these postcodes |
|--|---|
| CB23: Cambourne  | 5   |
| LU5 and 7: Dunstable and Leighton Buzzard  | 3   |
| MK17: Salford, Aspley Guise, Hulcote, Woburn Sands, Woburn, Eversholt, Milton Bryan, Tingrith, Potsgrove   | 2   |
| MK40: Bedford  | 1   |
| MK43: Cranfield, Marston Moretaine, Upper/Lower Shelton, Lidlington, Ridgmont, Husbourn Crawley, Brogborough   | 39  |
| MK44: Blunham, Moggerhanger  | 17  |
| MK45: Ampthill, Barton-Le-Clay, Clophill, Flitton, Flitwick, Gravenhurst, Greenfield, Haynes, Houghton Conquest, Maulden, Millbrook, Pulloxhill, Sharpenhoe, Silsoe, Steppingley, Gravenhurst, Westoning | 74  |
| SG1: Stevenage   | 1   |
| SG4: Kimpton   | 5   |
| SG5: Fairfield, Fairfield Park, Hexton, Hioham Gobion, Holwell, Letchworth, Pirton, Shillington, Stotfold,   | 67  |
| SG6: Arlesey, Letchworth   | 11  |
| SG7: Baldock, Hinxworth  | 1   |
| SG12: Ware   | 1   |
| SG15: Arlesey  | 52  |
| SG16: Henlow, Letchworth, Lower Standon,   | 46  |
| SG17: Campton, Chicksands, Clifton, Meppershall, Shefford  | 65  |
| SG18: Biggleswade, Edworth, Ickwell, Langford, Lower Caldecote, Northill, Old Warden, Southill, Stanford, Upper Caldecote  | 70  |
| SG19: Beeston, Everton, Gamlingay, Gransden, Hatch, Pottton, Sandy, Sutton, Tempsford, Wrestlingworth  | 194   |

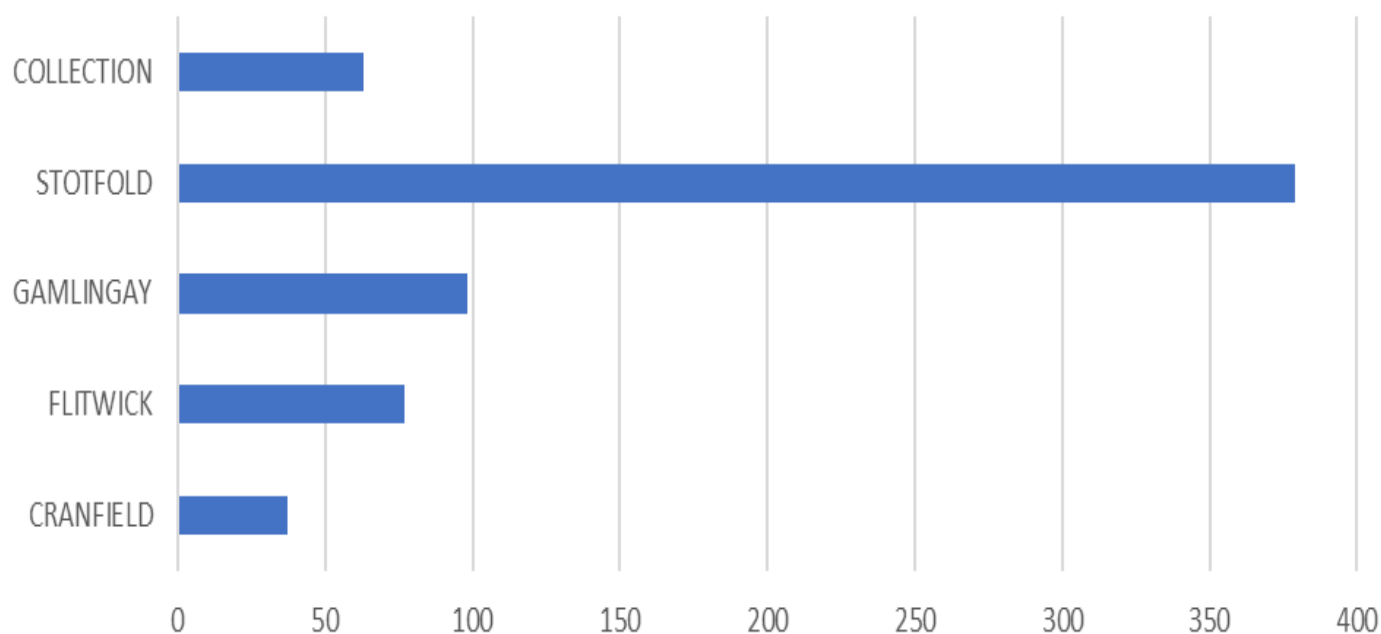
### Delivery Hub

Cranfield - Covering Cranfield, Marston Mortaine and surrounding areas

Stotfold - Covering Stotfold, Arlesey, Shefford, Sandy and surrounding areas

Gamlingay - Covering Potton, Gamlingay and surrounding areas

Flitwick - Covering Flitwick, Ampth



**PLEASE NOTE OUR REFERRAL BUSINESS HOURS BELOW.  
THE REFERRAL SYSTEM WILL NOT BE AVAILABLE OUTSIDE OF THESE HOURS.**

|           |                  |
|-----------|------------------|
| Monday    | 7.00am – 6.00pm  |
| Tuesday   | 7.00am – 6.00pm  |
| Wednesday | 7.00am – 6.00pm  |
| Thursday  | 7.00am – 6.00pm  |
| Friday    | 7.00am – 12.00pm |
| Saturday  | Closed           |
| Sunday    | Closed           |



None of this could happen without funds, so we are actively seeking funds through grants and donations.

Would you consider donating something on a regular basis?

Visit <https://theneedproject.org/donate/> for further information.

We would like to say a big **'Thank You'** to those who make donations regularly.



***Around £750 per month is being spent on fuel alone, collecting food and delivering food parcels in the villages around rural Central Bedfordshire. That is equal to £9000.00 a year!***



### ***Our objectives***

To tackle food poverty throughout Central Bedfordshire and surrounding areas, by providing food parcels to support individuals and families, via our referral system.

### ***Our values***

We are a Christian organisation motivated by Jesus' teaching on poverty and injustice. We are passionate about inclusion and being non-judgemental is central to what we do. We believe that everyone has the right to have food on their plate, dignity, skills, a chance to work and hope for the future.

Please pass this report on to anyone who would be interested in the work of the Need Project.  
The Need Project Leader - Gordon Hamilton Tel: 07496 833 940

e-mail: [gordon@theneedproject.org](mailto:gordon@theneedproject.org) Website: [www.theneedproject.org](http://www.theneedproject.org) e-mail: [admin@theneedproject.org](mailto:admin@theneedproject.org)