



"I was hungry, and you gave me something to eat" [Matthew 25:35]

The Need Project Report March 2026

702 parcels provided in 22 working days.

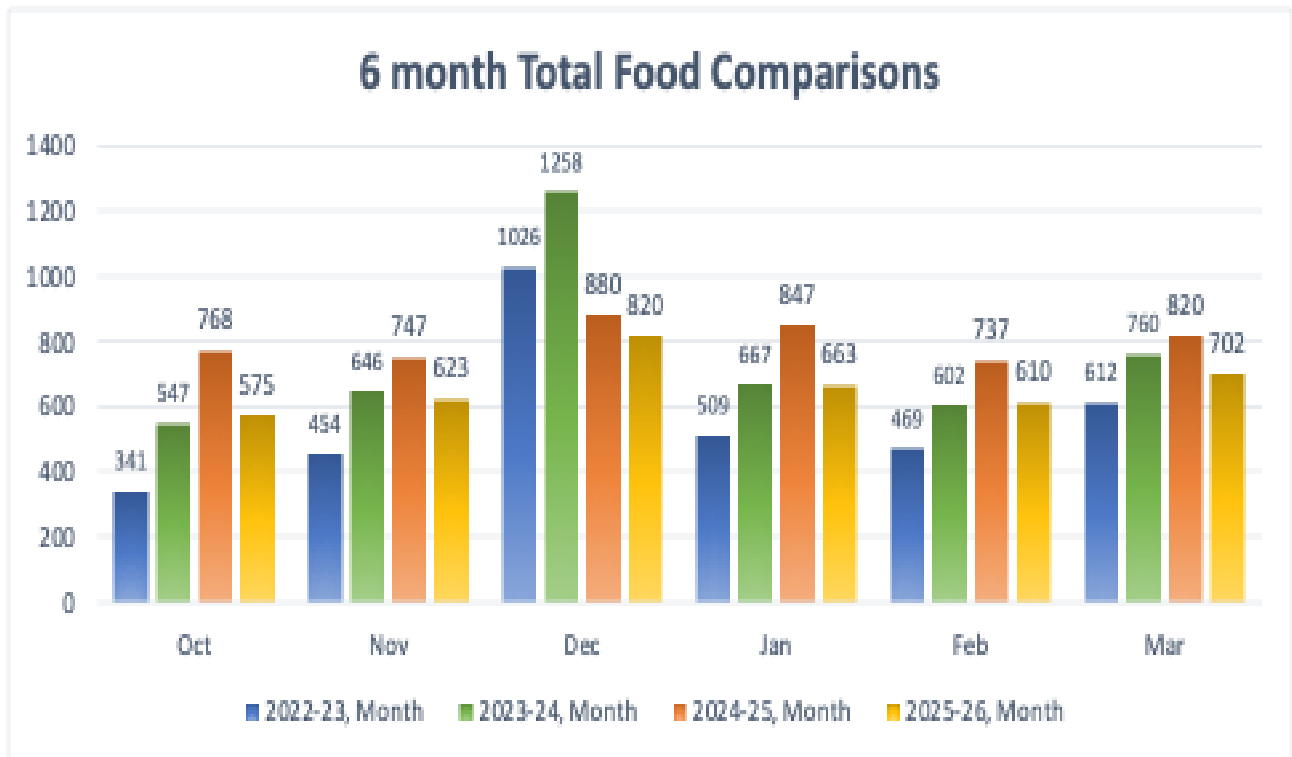
471 top-up-bags collected from our Pop-up sites.

£45,630

is the estimated value of the food for the month of March 2026.

In March 2026 we delivered 702 food parcels and 471 top up bags. A review of our procedures has resulted in increased efficiencies which reflects in the top up bags rising and the parcels levelling out. Although even with the improved procedures our year on year March comparison shows the demand for our services remains as high as ever.

This month with your help. We have managed to make a difference to 1,708 adults, 267 pensioners and 1,479 children. This includes our best before food that we give away.



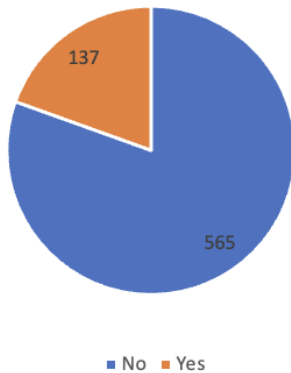
People	Apr-25	May-25	Jun-25	Jul-25	Aug-25	Sep-25	Oct-25	Nov-25	Dec-25	Jan-26	Feb-26	Mar-26	TOTAL
Adults	945	1112	1942	1242	1601	1994	1788	1842	1990	1837	1727	1975	19050
Children	733	875	1464	1060	1074	1440	1312	1380	1583	1353	1246	1479	14266

Percentage change 2021 - 2025													
	Apr	May	Jun	Jul	Aug	Sep	Oct	Nov	Dec	Jan	Feb	Mar	
2022-23, Month	326	352	350	363	383	394	341	454	1026	509	469	612	
2023-24, Month	484	579	504	403	496	520	547	646	1258	667	602	760	
2024-25, Month	610	705	751	769	599	721	768	747	880	847	737	820	
2025-26, Month	737	671	654	660	504	634	575	623	820	663	610	702	
% increase 2022 - 23	48.47%	64.49%	44.00%	11.02%	29.50%	31.98%	60.41%	42.29%	22.61%	31.04%	28.36%	24.18%	
% increase 2023 -24/25	26.03%	21.76%	49.01%	90.82%	20.77%	38.65%	40.40%	15.63%	-30.05%	26.99%	22.43%	7.89%	
% increase 2025	20.82%	-4.82%	-12.92%	-14.17%	-15.86%	-12.07%	-25.13%	-16.60%	-6.82%	-21.72%	-17.23%	-14.39%	

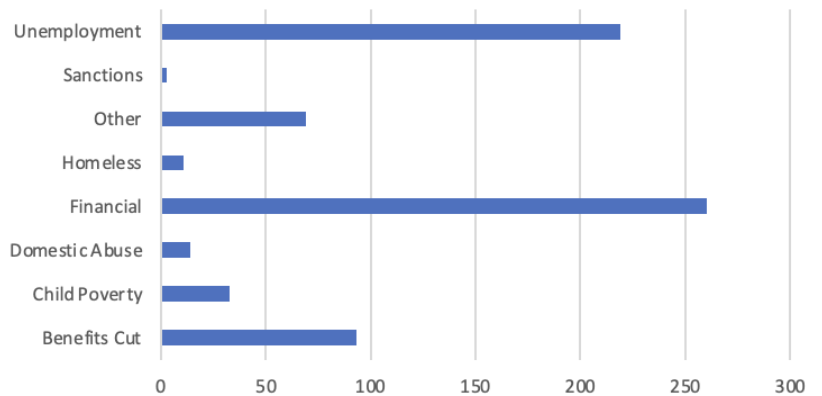
Total value of this months parcels at £65 for February 2026 **£ 45,630.00**

The reasons people are being referred for food parcels & how many have a disability

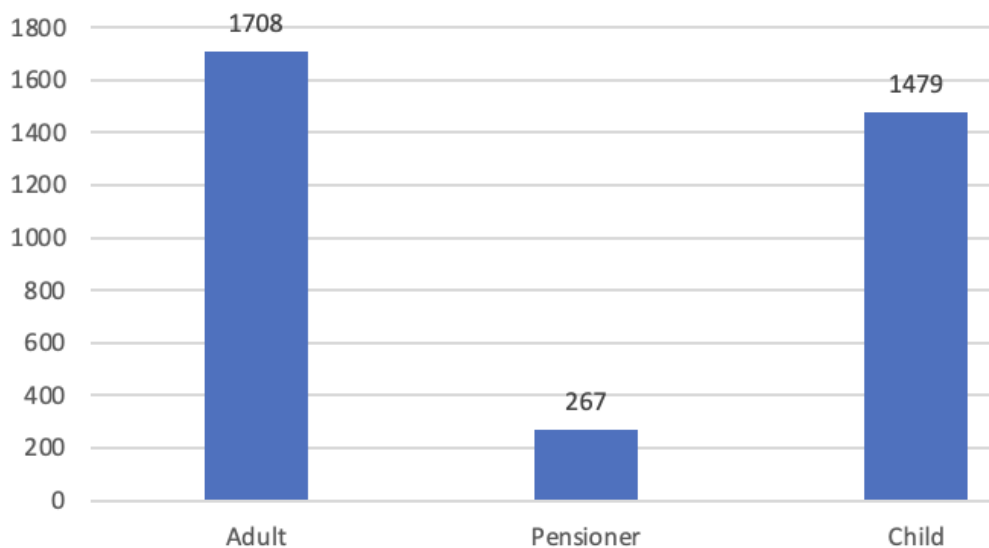
Amounts of referrals that have a disability



Reason For Difficulty

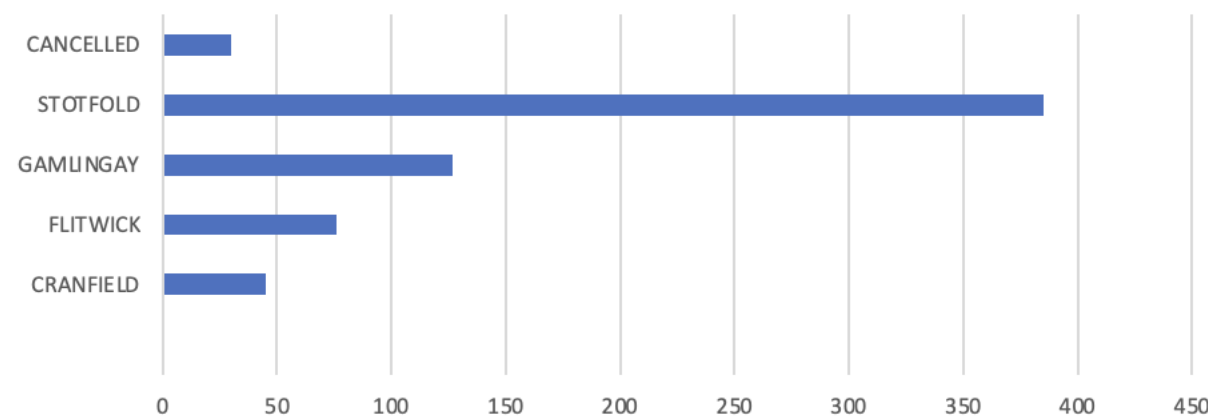


Referral Person Type



Delivery Hub

Cranfield - Covering Cranfield, Marston Mortaine and surrounding areas
Stotfold - Covering Stotfold, Arlesey, Shefford, Sandy and surrounding areas
Gamlingay - Covering Pottton, Gamlingay and surrounding areas
Flitwick - Covering Flitwick, Ampthill and surrounding areas



**PLEASE NOTE OUR REFERRAL BUSINESS HOURS BELOW.
THE REFERRAL SYSTEM WILL NOT BE AVAILABLE OUTSIDE OF THESE HOURS.**

Monday	7.00am – 6.00pm
Tuesday	7.00am – 6.00pm
Wednesday	7.00am – 6.00pm
Thursday	7.00am – 6.00pm
Friday	7.00am – 12.00pm
Saturday	Closed
Sunday	Closed



££££££ We  your help ££££££

None of this could happen without funds, so we are actively seeking funds through grants and donations.

Would you consider donating something on a regular basis?

Visit <https://theneedproject.org/donate/> for further information.

We would like to say a big **'Thank You'** to those who make donations regularly.



Around £750 per month is being spent on fuel alone, collecting food and delivering food parcels in the villages around rural Central Bedfordshire. That is equal to £9000.00 a year!



Our objectives

To tackle food poverty throughout Central Bedfordshire and surrounding areas, by providing food parcels to support individuals and families, via our referral system.

Our values

We are a Christian organisation motivated by Jesus' teaching on poverty and injustice. We are passionate about inclusion and being non-judgemental is central to what we do. We believe that everyone has the right to have food on their plate, dignity, skills, a chance to work and hope for the future.

Please pass this report on to anyone who would be interested in the work of the Need Project.
The Need Project Leader - Ellie Hamilton Tel: 07496 833 940

e-mail: Website: www.theneedproject.org e-mail: admin@theneedproject.org